

Momo is a sinister 'challenge' that has been around for some time. It has recently resurfaced and once again has come to the attention of schools and children across the country. Dubbed the 'suicide killer game', Momo has been heavily linked with apps such as Facebook, WhatsApp, YouTube, and most recently (and most worryingly)... YouTube Kids. The scary doll-like figure reportedly sends graphic violent images, and asks users to partake in dangerous challenges like waking up at random hours and has even been associated with self-harm. It has been reported that the 'Momo' figure was originally created as a sculpture and featured in an art gallery in Tokyo and unrelated to the 'Momo' challenge we are hearing about in the media.



What parents need to know about **MOMO**



CHILDREN'S VIDEOS BEING 'HIJACKED'

There have been recent reports that some seemingly innocent videos on YouTube and YouTube Kids (such as 'surprise eggs', unboxing videos and Minecraft videos) have been edited by unknown sources to include violence provoking and/or other inappropriate content. Even though YouTube monitor and remove videos that include inappropriate content, clips can be uploaded and viewed thousands of times before they get reported and removed. As a parent, it's difficult to spot these videos as the harmful content doesn't appear until partway through the video.

DISTRESSING FOR CHILDREN

Popular YouTubers and other accounts have been uploading reaction videos, showing their experience of the MOMO challenge. Some of the videos include a disclosure message warning that the content may be "inappropriate or offensive to some audiences" and that "viewer discretion is advised" but these videos are still easily accessed by clicking 'I understand and wish to proceed'. The image of the 'Momo' character can be deeply distressing to children and young people and it's important to note that it may slip through parental settings and filters.

SUGGESTED VIDEOS ON YOUTUBE

Video apps such as YouTube include an 'up next' feature which automatically starts playing another video based on the video just watched. Due to YouTube's algorithm, users are shown 'suggested videos' that they may be interested in. The thumbnails used on suggested videos are purposefully created in a way to encourage viewers to click them. During our research, we found that when watching one Momo related video, we were shown countless other Momo themed videos and other scary content which would be age-inappropriate for children under 18.



**National
Online
Safety**

Top Tips for Parents

TELL THEM IT'S NOT REAL

Just like any urban legend or horror story, the concept can be quite frightening and distressing for young people. Whilst this may seem obvious, it's important for you to reiterate to your child that Momo is not a real person and cannot directly harm them! Also, tell your child to not go openly searching for this content online as it may only cause more distress.

BE PRESENT

It's important for you, as a parent or carer, to be present while your children are online. This will give you a greater understanding of what they are doing on their devices, as well as providing you with the opportunity to discuss, support and stop certain activities that your child may be involved in. As the nature of each task become progressively worse it's also important to recognise any changes in your child's behaviour.

TALK REGULARLY WITH YOUR CHILD

As well as monitoring your child's activity, it's important for you discuss it with them too. Not only will this give you an understanding of their online actions, but those honest and frequent conversations will encourage your child to feel confident to discuss issues and concerns they may have related to the online world.

DEVICE SETTINGS & PARENTAL CONTROLS

Ensure that you set up parental controls for your devices at home. This will help to restrict the types of content that your child can view, as well as help you to monitor their activity. In addition to this, it's vital that you are aware of your device and account settings to ensure your child's utmost safety. For example, on YouTube you can turn off 'suggested auto-play' on videos to stop your child from viewing content that they have not directly selected.

PEER PRESSURE

Trends and viral challenges can be tempting for children to take part in; no matter how dangerous or scary they seem. Make sure you talk to your child about how they shouldn't succumb to peer pressure and do anything they are not comfortable with, online or offline. If they are unsure, encourage them to talk to you or another trusted adult.

REAL OR HOAX?

As a parent it is natural to feel worried about certain things you see online that may be harmful to your child. However, not everything you see online is true. Check the validity of the source and be mindful of what you share as it may only cause more worry.

REPORT & BLOCK

You can't always rely on parental controls to block distressing or harmful material. People find ways around a platform's algorithm in order to share and promote this type of material. Due to this, we advise that you flag and report any material you deem to be inappropriate or harmful as soon as you come across it. You should also block the account/content to prevent your child from viewing it. Also encourage your child to record/screenshot any content they feel could be malicious to provide evidence in order to escalate the issue to the appropriate channels.

FURTHER SUPPORT

Speak to the safeguarding lead within your child's school should you have any concerns regarding your child's online activity or malicious content that could affect them.

If your child sees something distressing, it is important that they know where to go to seek help and who their trusted adults are. They could also contact Childline where a trained counsellor will listen to anything that's worrying them.

The Childline phone number is
0800 1111.





Grooming is when someone befriends and builds an emotional connection with a child to gain their trust for the purposes of sexual abuse or exploitation. They can do this both offline and online, with technology and the Internet being commonly used to initiate and facilitate contact with a child. Gaining victims' trust is a key part of engaging them in sexually explicit behaviour. The groomer, who can either be a stranger or someone a child already knows, tends to use tactics such as engaging in small talk or exchanging personal information with the child about hobbies and relationships, using flattery and gifts to build a rapport or even making threats and intimidation to gain control. This can take place over varying periods of time – from a few days to several years.



What parents need to know about

ONLINE GROOMING

NUMBERS OF GROOMING OFFENCES ARE SOARING

In April 2017, a new government law came into force in England and Wales to allow police to charge adults who send sexual messages to children through mobile phones and social media. In the first year since the law change, there were 3,000 police-recorded offences of sexual communication with a child – a figure 50 per cent higher than experts expected in the first year.

ALL CHILDREN ARE AT RISK

According to a 2018 NSPCC report, a quarter of young people have experienced an adult who they don't know in real life trying to contact them online. One in four said they had been sent messages, images, videos or other content that made them feel sad, worried or uncomfortable. One in 10 girls and one in 20 boys under the age of 13 said they had received unwanted sexual messages.



CHILDREN ARE VULNERABLE TARGETS

Groomers use psychological tricks and methods to try and isolate children from their families and friends and will often choose to target more vulnerable children who may be easier to manipulate. In order to seek potential victims, predators are likely to use apps and websites that are popular with children and young people. Groomers can use a 'scattergun' approach to find victims, contacting hundreds online to increase their chance of success.

LIVE STREAMING CONCERNS

Predators may use live video to target children in real-time using tricks, dares or built-in gifts to manipulate them. Grooming often takes the form of a game where children receive 'likes' or even money for performing sexual acts. Social media channels, such as YouTube, Facebook, Instagram and Snapchat, all have live streaming capabilities, but there are many apps which children can use to live stream, including Omegle, Live.me, BIGO Live, YouNow and many more.



GROOMING CAN HAPPEN RAPIDLY

Grooming is generally a slow, methodical and intentional process of manipulating a person to a point where they can be victimised. However, according to researchers at the University of Swansea, online grooming can also be very rapid, with analysis of chat logs revealing that it can take just 18 minutes for some predators to arrange to meet their victim. The fastest predators used sophisticated, persuasive, language-based strategies to rapidly build trust, including the use of small talk and praise which quickly escalated into requests for sexual messages.

ANYONE CAN GROOM YOUR CHILD

Many people expect groomers to be adults posing as children, but this is not always the case. Data from University of Swansea reveals that groomers' use of identity deception (around age, location and appearance) is fairly low. This can be because they approach many children, limiting their ability to lie. The worry is that honesty can be more damaging to the victim since they are more likely to feel as if they are in a real relationship.



National
Online
Safety

Top Tips for Parents



IT'S GOOD TO TALK

It's unlikely that you can stop your child using the Internet, nor can you constantly monitor their online activities, but you can talk to your child on a regular basis about what they do online. By talking openly with them about online relationships, they can quickly ascertain the kind of behaviour which is appropriate or inappropriate. Ask them whether they have any online friends or if they play online games with people they haven't met. This could then open up conversations about the subject of grooming.



CHECK PRIVACY SETTINGS

In order to give your child a safer online gaming experience, it is important to check privacy settings or parental controls on the networks, devices, apps, and websites they may use. If you use location-sharing apps to check where your child is, remember that these could always be used by strangers to follow your child without their knowledge. Ensure that you check options so that location information is never shared with anyone except those they have permission to share with.

DISCUSS SAFE ONLINE BEHAVIOUR

Make it clear to your child that they should not accept friend requests from people they don't know and to verify friend requests with people who they do know. They should never agree to chat privately with a stranger or someone they don't really know. Remind them that they should never divulge personal information, such as mobile phone numbers, addresses, passwords or name of their school.

DISCUSS HEALTHY RELATIONSHIPS

Talk to your child about what a healthy relationship looks like and how to detect someone who might not be who they claim to be. Explain that groomers will pay your child compliments and engage in conversations about personal information, such as hobbies and relationships. They may admire how well they play an online game or how they look in a photo. Groomers will also try and isolate a child from people close to them, such as parents and friends, in order to make their relationship feel special and unique.

BE SUPPORTIVE

Show your child that you will support them and make sure they understand they can come to you with any concerns they may have. They need to know they can talk to you if someone does something they are uncomfortable with, whether that is inappropriate comments, images, requests or sexual comments.

LOOK OUT FOR WARNING SIGNS

Child safety experts have identified key grooming patterns and advise parents to look out for:

- Secretive behaviour about what they are doing online.
- Internet or smartphone usage late at night.
- Going to unusual places to meet up with friends you have not heard of.
- They are clingy, have problems sleeping and eating or even bedwetting.
- A lack of interest in extra-curricular activities.
- Having new items, such as clothes or phones, which they can't explain.
- They seem withdrawn, anxious, depressed or aggressive.
- Having older boyfriends or girlfriends.

HOW TO REPORT

If you're worried that your child is being groomed online or sexually exploited, you can report your concerns to the Child Exploitation and Online Protection (CEOP) Safety Centre, which is part of the National Crime Agency at www.ceop.police.uk/safety-centre. Reports are read by a Child Protection Advisor who will make contact by phone or email to work with you to make a plan to keep your child safe. If you think a child is in immediate danger, call the Police on 999 or NSPCC on 0808 800 5000.



SOURCES: <https://www.nspcc.org.uk/globalassets/documents/research-reports/how-safe-children-2018-report.pdf>, <https://www.telegraph.co.uk/news/2018/06/17/police-reveal-3000-sex-grooming-crimes-against-children-young>, <https://www.independent.co.uk/news/uk/crime/paedophiles-arrested-hundreds-police-warning-live-streaming-nca-online-dangers-uk-grooming-children-a8092851.html>, <https://www.nspcc.org.uk/what-we-do/news-opinion/facebook-tops-list-online-grooming>, <https://projects.swan.ac.uk/onlinegroomingcommunication/>


AGE RESTRICTION
13+



Instagram is an image and video sharing app that allows users to share moments with the world. The app has a live streaming feature and additional add-ons, such as 'Boomerang,' 'Hyperlapse' and 'Layout,' which can be used to enhance their feed. Users can choose to add filters and make adjustments, such as brightness / contrast to their photos. To make their content more 'searchable,' users can include hashtags in their uploads to make them easier to find.



What parents need to know about **INSTAGRAM**



LIVE STREAMING TO STRANGERS

The live stream feature on Instagram allows users to connect with their friends and followers in real-time. Followers can comment on the video during the broadcast (which can be turned off in the settings). If your child has a private account, only their approved followers can see their story. It is important to note that they still may have followers that they do not know, which means they could be live streaming to strangers. A public account allows anybody to view their story. We suggest that your child goes through their followers list and blocks anyone they do not know. An additional risk with live streams is that your child may do something that they regret. This could be captured by a viewer taking a screenshot and then shared around the Internet.

IN-APP PAYMENTS

Instagram allows payments for products directly through the app. It operates under the same rules as Facebook Payments, which state that if you are under the age of 18, you can only use this feature with the involvement of a parent or guardian.



DAMAGE TO CONFIDENCE, BODY IMAGE & MENTAL HEALTH

When people use filters on their photos on Instagram, it can set unrealistic expectations and create feelings of inadequacy and low self-esteem in children. Children may strive for a comparable number of 'likes' to a realistically edited with the risk of drastically lowering your child's confidence or sense of self-worth.

PHOTO / VIDEO SHARING

Posting photos and videos is Instagram's biggest selling point, but with sharing images comes risks. A photo which includes landmarks in the area, their school uniform, street name, house and even tagging in the location of the photo uploaded to Instagram can expose the child's location, making it easy to locate them. If their account is not set to private, anyone can access their account and see their location.

LOCATION TAGGING

Public locations can be added to a user's photos/videos and also to their stories. While this may seem like a good idea at the time, it can expose the location of your child. This is particularly more of a risk if it is on their story, as it is real time.

HIJACKED HASHTAGS

Like Twitter, hashtags are also an extremely prominent tool in Instagram and with that comes dangers for your child. One person may use a seemingly innocent hashtag with one particular thing in mind, and before you know it hundreds of people could be using the same hashtag for something inappropriate or dangerous that your child certainly shouldn't be exposed to.

INSTAGRAM TV

Instagram TV works similarly to YouTube. Users can watch videos from their favourite accounts on the platform, or create their own channel and post their own videos. It's important to note that anyone can create their own Instagram TV channel and you don't have to be friends with a person to follow an account and watch their videos. Ultimately, features are encouraging users to spend more time on the app, therefore it's important to set time limits and ensure their devices are not disturbing their sleep and performance at school.



Top Tips for Parents



REMOVE PAYMENT METHODS

If you are happy for your child to have a card associated with their Instagram account, we suggest adding a PIN which needs to be entered before making a payment; this will also help prevent unauthorised purchases. This can be added in the payment settings tab.

RESTRICT MESSAGES

If your child's account is not set to private, anybody can message them and reply to their stories. If they do wish to keep their account public, we strongly recommend changing the message reply settings to restrict who can message them.

USE A PRIVATE ACCOUNT

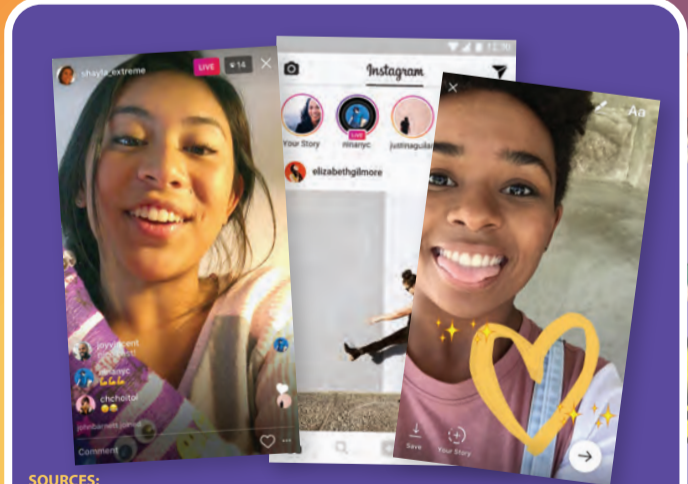
By default, any image or video your child uploads to Instagram is visible to anyone. A private account means that you have to approve a request if somebody wants to follow you and only people you approve will see your posts and videos.

FILTER INAPPROPRIATE COMMENTS

Instagram announced on 1st May that they now have an 'anti-bullying' filter on the app. This new filter hides comments relating to a person's appearance or character, as well as threats to a person's wellbeing or health. The filter will also alert Instagram to repeated problems so they can take action against the user if necessary. This is an automatic filter, but it can be turned off. Make sure this is turned on in the app's settings.

TURN OFF SHARING

Even though this feature will not stop people from taking screenshots, it will stop others being able to directly share photos and videos from a story as a message to another user. This feature can be turned off in the settings. We also recommend turning off the feature which automatically shares photos and videos from a story to a Facebook account.



SOURCES:
Status of Mind: Social media and young people's mental health | Life in Likes - Children's Commissioners Report | Google Play Store | <https://support.snapchat.com/en-US/help.instagram.com> | <http://nydailynews.com/life-style/dangers-posting-photos-online-article-1.1432134> | [TheGuardian.com](http://theguardian.com): "Does sharing photos of your children on Facebook put them at risk?" | <https://www.theguardian.com/technology/2014/sep/21/children-privacy-online-facebook-photos> | [Christiedman.com](https://christiedman.com): "5 things you should know about hashtags and your kids" | <https://itunes.apple.com/gb/app/instagram/id389801252?mt=8>

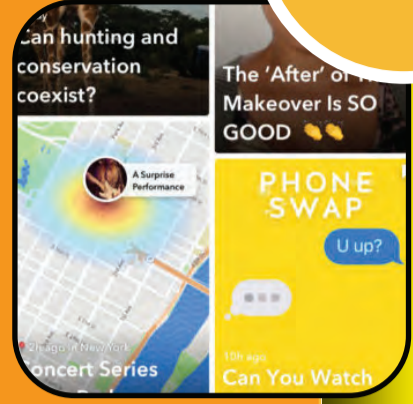


A whole school community approach to online safety
www.nationalonlinesafety.com
Email us at hello@nationalonlinesafety.com or call us on 0800 368 8061

AGE RESTRICTION
13+



Snapchat is a photo sharing app for mobile phones and tablets. The app allows users to share images, videos and chat with friends. Users can share images and videos directly to specific friends, or through a 'story' shared with their entire friend list, which documents the previous 24 hours. In a study, Snapchat was ranked the 4th most negative app in terms of having an impact on young people's health and wellbeing, with children feeling that they can use the app Snapchat to "make you look pretty."



What parents need to know about **SNAPCHAT**



EXPOSING YOUR CHILD'S EXACT LOCATION
The 'Snap Map' lets you share your EXACT location in real-time through a map on the app. The user's location updates when the app has been opened on the device. There is a warning on the Snapchat website about uploading images and videos to 'Our Story', stating that "snaps you submit to 'Our Story' can still show up on the Map, no matter which location setting you choose!" When uploading to 'Our Story', your child's image or video could appear in "Search results and Stories on or off Snapchat - today or in the future."

LENS EXPLORER
The 'Lens Studio' on Snapchat gives users the freedom to use their imagination to design their own filters for themselves and others to use. Snapchat states that the lenses users create "must comply with our Lens Studio Submission Guidelines and Community Guidelines and must be appropriate for Snaphatters ages 13+." The 'Lens Explorer' in the app now enables users to choose from thousands of these creations to alter their snaps. Anyone can create a lens for Snapchat, which gives opportunities for age-inappropriate content to be uploaded.

SCREENSHOTS & SAVED MESSAGES
While Snapchat's gimmick is that all photos, videos and text disappear eventually, users still have the capability to screenshot or record anything which has been sent to them. Users may sometimes forget that screenshotting is possible and send a compromising image or message to somebody who they think they trust. They may also accidentally send an image or message to somebody who they do not trust. Simply by pressing and holding a message, the user is able to save a message they have received, which can be screenshotted or used against them at a later date.

SNAPSTREAKS & ADDICTION
'Snap Streaks' are gained when snaps have been sent back and forth consecutively between friends. The longer that snaps are sent between users, the longer the streak becomes. Furthermore, Snapchat rewards users who have achieved high Snap Streaks, by gifting emojis, adding incentives for users to keep the streaks. Children invest time into making their streaks as long as possible, which can put an incredible amount of pressure on both themselves and their friendships.

SEXTING
Due to 'Snaps' disappearing, (users can even send a one-second photo or video), Snapchat has become the chosen platform for children and young people to send sexually explicit images or 'selfies'. Once a photo/video has been screenshotted, or recorded using another device or software, this can lead to further dangers, such as blackmail and cyberbullying. It is illegal to make, possess, download, store and share sexual images, photos and videos of a person under the age of 18. This also includes any sexual images, photos and videos that a child may have taken of themselves. However, if a young person is found creating or sharing images, the police can choose to record that a crime has been committed, but taking formal action isn't in the public interest.

SNAP ORIGINALS
Through 'Snap Originals', users can watch content which has been created by Snapchat on the app, including comedy shows, drama, news and more. Additionally, there are new lenses and filters available, inspired by the 'snap originals' shows. This is another feature to encourage addiction.



Top Tips for Parents



THE RISKS OF SEXTING
It can be slightly awkward talking about this topic with your child, but if it helps them protect themselves, it is worth it. Talk to them about the consequences of sexting and make sure that they're aware of the risks. Ensure your child knows that 'Snaps' can be screenshotted. Teach them that if they post anything potentially embarrassing or harmful (either of themselves or someone else) it can have severe consequences as the message, image or video can be shared further.

REPORTING A STORY, LENS, FILTER, SNAP OR MESSAGE
If your child comes across inappropriate Snapchat content sent directly to them or in another person's story, advise them to report it immediately. This may include an inappropriate lens, filter, message or snap. To report an offensive lens, they should open the app and select the lens they want to report. An info button will appear above the lens. Click this, followed by the flag icon. This will send a report to Snapchat for further investigation. Reports can also be made on the Snapchat support website: support.snapchat.com.

USE 'GHOST MODE'
We highly recommend enabling 'Ghost Mode' on the app so that your child's location will no longer be visible to anyone on the 'Snap Map'. To enable this, go onto the Snap Map and tap the cog in the top-right corner. Here, change the setting to 'Ghost Mode'.

HOW TO DELETE A MESSAGE
Advise your child never to send any negative messages (or images through gallery in the chat on the app) as screenshots can still be taken. You should also advise your child to screenshot any negative comments they receive as the sender can also delete them. To delete a message, simply press and hold the sent message and press delete.

TURN OFF 'QUICK ADD'
'Quick Add' helps friends find each other on the app. This is based on mutual friends or if their number is in their phone book. Explain to your child that this feature can open up their profile to strangers. We highly recommend that your child turns off the 'Quick Add' feature. This can be done in the settings.

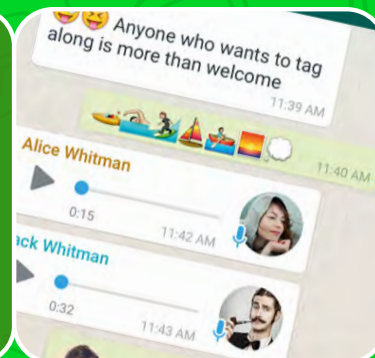
RESTRICT STORY VIEWS
Your child can add videos and images to their 'Story' throughout the day which will last for 24 hours. By default, anyone in a user's friends list can see their story. We recommend checking the privacy settings to ensure that this has not been edited. This can simply be done in the apps settings under the 'Who Can View My Story' section. The options to choose from are 'My Friends', 'Everyone' or 'Custom' - we suggest that it is set to 'My Friends'.



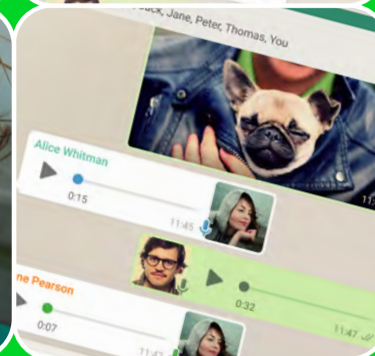
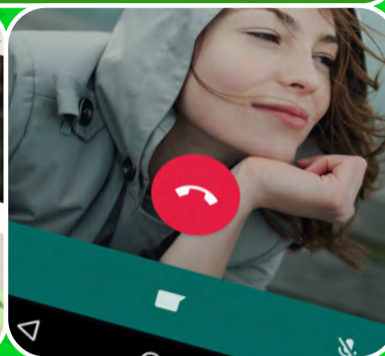
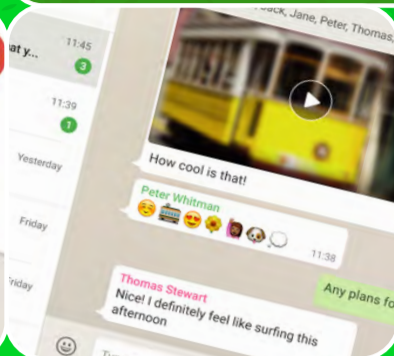
A whole school community approach to online safety
www.nationalonlinesafety.com
Email us at hello@nationalonlinesafety.com or call us on 0800 368 8061



WhatsApp is one of the most popular messaging apps in the world, with more than 1.5 billion people in more than 180 countries using it to send and receive text, photos, videos and documents, as well as make voice and video calls through an Internet or Wi-Fi connection. The free app offers end-to-end encryption, which means that messages can only be read by the sender and the recipient in one-to-one chats, or all members if it is a group chat. Not even WhatsApp can read them.



AGE RESTRICTION
16+



What parents need to know about WhatsApp



AGE LIMIT CHANGE

Since May 2018, the minimum age for using WhatsApp is 16 years old if you live in the European Union, including the UK. Prior to this, the minimum age was 13, which still applies for the rest of the world. WhatsApp has not yet stated whether it will take action against anyone aged between 13 and 16 who already hold accounts under the old terms and conditions, such as closing their account or seeking parental permission.

SCAM MESSAGES

Occasionally on WhatsApp, people receive spam messages from unauthorised third parties or from fraudsters pretending to offer prizes to 'lucky people,' encouraging recipients to click on a link to win a prize. A common scam involves messages warning recipients that their WhatsApp subscription has run out with the hope that people are duped into providing their payment details. Other scam messages include instructions to forward the message in return for a reward or gift from WhatsApp or another person.

FAKE NEWS AND HOAXES

WhatsApp has been linked to enabling the spread of dangerous viral rumours. In India, for example, a number of attacks appear to have been sparked by false rumours shared on WhatsApp.

THE 'ONLY ADMIN' FEATURE AND CYBERBULLYING

Cyberbullying is the act of sending threatening or taunting text messages, voice messages, pictures and videos, with the aim to hurt and humiliate the receiver. The group chat and group video call features are great for multiple people to chat simultaneously, but there is the potential for people to hurt others with their comments or jokes. The 'only admin' feature gives the admin of a group chat greater control over who can send messages. Whilst this can be good for one-way announcements, the group admin has the power to block somebody from responding to an offensive message in a chat, which could result in a child being upset and unable to reply.

CONNECTING WITH STRANGERS

To start a chat in WhatsApp, you need to know the mobile number of the contact you want to speak to and they also need to have the app downloaded. WhatsApp can find contacts by accessing the address book of a device and recognising which of those contacts are using WhatsApp. If your child has shared their mobile number with somebody they don't know, they can use it to get in touch via WhatsApp.

LIVE LOCATION SHARING

WhatsApp's 'Live Location' feature enables users to share their current location in real time to their contacts in a chat, allowing friends to show their movements. The feature, which can be found by pressing the 'attach' button, is described by WhatsApp as a "simple and secure way to let people know where you are." Location-sharing is already a common feature on other social apps, including Snapchat's Snap Map and Facebook Messenger and can be a useful way for a child to let loved ones know they are safe. However, if your child is in a group chat with people they do not know, they will be exposing their location.



National
Online
Safety

Top Tips for Parents

CREATE A SAFE PROFILE

Even though somebody would need your child's phone number to add them as a contact, as an extra security measure we suggest altering their profile settings to control who can see their profile photo and status. The options to choose from are 'Everyone,' 'My Contacts' and 'Nobody.' We suggest selecting 'My Contacts' or 'Nobody' to ensure their profile is protected.

EXPLAIN HOW TO BLOCK PEOPLE

If your child has received spam or offensive messages, calls or attachments from a contact, they should block them. Messages and status updates sent by a blocked contact will not show up on the phone and will stay undelivered. Blocking someone will not remove this contact from the contact list - they will need to be removed from the phone's address book. To block a contact, your child needs to open the person's chat stream and tap on the settings.

REPORT SCAM MESSAGES

Advise your child not to tap, share or forward any message that looks suspicious or sounds too good to be true. When your child receives a message from an unknown number for the first time, they will be given the option to report the number as spam directly inside the chat. They can also report a contact or a group as spam using the following steps: 1) Open the chat. 2) Tap on the contact or group name to open their profile information. 3) Scroll to the bottom and tap 'Report Spam.'

LEAVE A GROUP

If your child is part of a group chat that makes them feel uncomfortable or has been added to a group they don't want to be part of, use the group's settings to show them how to leave. If someone exits a group, the admin can add them back in once, if they leave again, they cannot be added again.

USING LIVE LOCATION SAFELY

If your child needs to use the 'Live Location' feature to share with you or a friend, advise them to only share it for the amount of time they need to. WhatsApp gives the options of either 15 minutes, one hour or eight hours. However, your child can choose to stop sharing at any time.

DELETE ACCIDENTAL MESSAGES

If your child has sent a message to the wrong chat or if a message they sent has contained a mistake, they can delete it. To do this, simply tap and hold on the message, choose 'Delete' and then 'Delete for everyone.' The app allows seven minutes to delete the message after it has been sent, but it is important to remember that recipients may have seen and screenshot a message before it was deleted.

SET TIME LIMITS

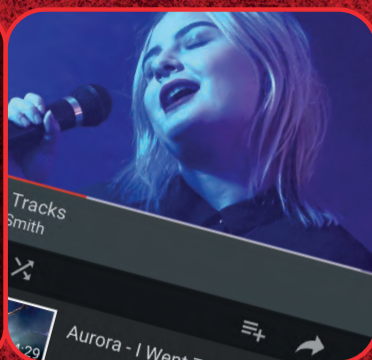
A 2017 study found that by the age of 14 the average child will have sent more than 35,000 texts, 30,000 WhatsApp messages and racked up more than three solid weeks of video chat. Although it is inevitable that your child will use technology, you can still set boundaries. This is not easy, especially since teens use their devices for both schoolwork and free time, often simultaneously.



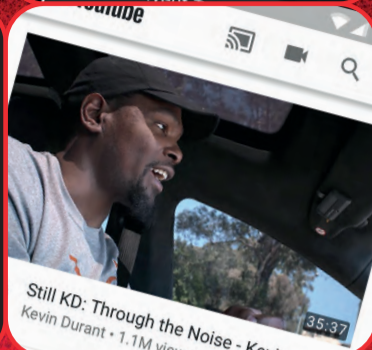
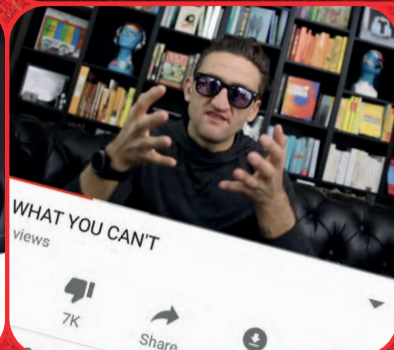
SOURCES: <https://www.theguardian.com/commentisfree/2018/apr/26/whatsapp-plans-to-ban-under-16s-the-mystery-is-how>, <https://whatsappbrand.com/>, <https://www.independent.co.uk/life-style/gadgets-and-tech/news/whatsapp-update-latest-india-hoaxes-forward-messages-app-download-a8456011.html>



YouTube is a video sharing site/application that enables you to upload, view, rate, share and comment on a wide variety of videos. Consisting of a huge resource of information, advice and entertainment, YouTube now has 1.9 billion logged-in monthly users who watch a billion hours of video daily. Most of the content on Google-owned YouTube is uploaded by individuals, but organisations and media companies also offer some of their content via this platform.



AGE RESTRICTION
13+



What parents need to know about YouTube

SPENDING A PREMIUM

YouTube Premium (formerly YouTube Red) is a new paid streaming subscription service in the UK, offering a three-month free trial to tempt viewers into a £12-per-month plan. This includes the ability to download videos, stream videos with the app in the background, gives exclusive access to original content and a separate music streaming service and gaming app.

DANGEROUS 'CHALLENGE' & VIRAL VIDEOS

On YouTube, 'challenge videos' are shared quickly and can be very dangerous. One person may post a video of themselves doing something unusual like eating a hot chilli or jumping in a river and before you know it, the video goes viral and everyone wants to join in and share their videos. The speed in which challenge videos spread across the Internet makes it difficult to keep up with the latest ones.

SHARING VIDEOS

As well as watching videos, many children are keen to share their own videos online, emulating their YouTube heroes, such as Stampy or DanTDM. However, if they post something on YouTube, they may later regret it or feel embarrassed about what they have shared. There is also a risk that they will receive hurtful or negative comments regarding not only their content, but also their appearance. YouTube's comment section is infamous for being one of the most opinionated on the Internet.

IN-APP MESSAGING

When your child is logged into their Google account and browsing the YouTube website, they can share and talk about videos with their friends using the chat bubble. This can be found at the top right of the desktop site or through in-app messaging on their mobile or tablet. When they tap on the 'Friends' icon, they have a list of suggested people from their contacts - which can be any contact they've had on Google or somebody who has sent them an invite link.

AGE-INAPPROPRIATE VIDEOS

As YouTube is the biggest video sharing website in the world, there is content available for all ages, meaning that some content will not be appropriate for your child. If you think that content is unsuitable, there is a flagging feature to submit it for review by YouTube staff, but you will need to be aware that just because video is not appropriate for a younger audience, it may not violate YouTube's policies. YouTube has mechanisms in place to automatically remove explicit and harmful content, yet offensive content may still slip through.



National Online Safety

Top Tips for Parents



TURN ON 'RESTRICTED' MODE

'Restricted Mode' is an optional setting you can use to help screen out potentially mature content you may prefer your child not to see. Restricted Mode works on the browser or device level, so must be turned on for each browser or device your child uses. To do this, follow these steps:

- | | |
|--|---|
| Desktop: | Mobile: |
| • Go to the bottom of any YouTube page and switch 'Restricted Mode' to 'ON.' | • Tap the three vertical dots at the top-right on the screen and press, 'Settings.' |
| • To make it more difficult for this to be turned off, you will be given the option to lock restricted mode onto your browser. | • Click on 'Restricted mode filtering.' |
| | • Press 'Restrict.' |

Please note that you can't 'lock' restricted mode on a phone in the same way that you can on a desktop. You will need to turn this on each time your child uses it.

CREATE A FAMILY GOOGLE ACCOUNT

By having a shared family Google account, checking the history will enable you to see exactly what your child is watching and sharing on YouTube. To see the history on a computer, on the right hand menu under the library section, click 'History.' On mobiles, the viewing history can be found by clicking on the 'Library' tab.

BLOCKING ACCOUNTS

When using YouTube, there may be instances where your child receives negative comments. If somebody's giving your child a difficult time, here's how to block them and prevent future comments and replies:

- Go to their channel/account by clicking on their name.
- Click on 'About.'
- Tap the dropdown box with an image of a flag on it.
- Press 'Block user.'
- Tap 'Submit.'

MONITOR WHAT YOUR CHILD IS WATCHING/POSTING

The only way to truly know what your child may have been watching is to regularly monitor them. You can do this by checking their viewing history. YouTube videos can also be easily downloaded, so it is important that your child understands the associated dangers of content they are uploading and that it could harm their online reputation in the future. Show them how to set their videos to private or choose a small network of YouTubers to share with. To get started, your child can use YouTube Studio which offers learning modules on creating a YouTube channel, however, you should encourage them not to use their real name.

NEW FEATURES

DIGITAL WELLBEING

YouTube has launched a tool called 'Time Watched' that allows you to see how long has been spent on the platform. Once you have discovered how much time has been spent on the app, there is the option to set a time limit. Once the limit is reached, a reminder will pop up on the screen. You can also disable sounds and vibrations to help resist the urge to check for notifications.

OPT FOR A FAMILY PREMIUM PLAN

A YouTube family Premium plan may be a cost-effective option if you have more than one child. For £17.99 a month, it allows you to share a YouTube paid membership with up to five other family members - aged 13 and older - living in the same household. As the account holder, or family manager, you must create a Google family account.

MANAGING IN-APP MESSAGES

If your child is accessing YouTube via your account, bear in mind that they may be contacted by Google contacts who are complete strangers to them. You can remove someone from the suggested contacts list by pressing and holding the person's name and tapping on the red 'x'.

POPULAR YOUTUBE GAMERS

There are hundreds of YouTube accounts which show other people playing and commenting on games. These are called 'Let's Play' videos. While YouTube can be a great resource for hints, tips and news for games, it is a good idea for parents to keep a close eye on what YouTuber's are posting. Often, the games they are playing will contain strong language and violence. A few examples of popular YouTube gamers for you to have a look at are:

- | | |
|--------------------------|-------------------|
| • Stampy | • PopularMMOs |
| • Yogscast Lewis & Simon | • Captainsparklez |
| • PewDiePie | • Jacksepticeye |
| • EthanGamer | • LtCorbis |
| • Markiplier | • Dan TDM |

SOURCES : <https://www.thesun.co.uk/tech/6702517/youtube-porn-videos-roblox-sex-games-watch-online/>, <https://www.youtube.com/watch?v=x-frngtP96M>, <https://www.youtube.com/watch?v=L2xuy7hc-hc>, <http://www.dailymail.co.uk/news/article-5126833/Terrifying-truth-child-watches-YouTube.html>, <https://www.todayparent.com/family/crazy-youtube-challenges-kids-are-doing/>, <https://www.youtube.com/watch?v=4yek0Jb0sBg>, <https://tocaboca.com/magazine/common-sense-media-youtube/>, <http://familytech.com/so-your-kid-wants-to-start-their-own-youtube-channel/>, <https://www.laptopmag.com/articles/block-someone-youtube>, <https://www.youtube.com/intl/en-GB/yt/about/brand-resources/#logos-icons-colors>, <https://www.commonssensemedia.org/blog/popular-youtube-gamers-kids-cant-get-enough-ofStamp>